

# SEATTLEU

**Admitted Transfer Student Next Steps  
2023-24**

Congratulations on your admission to Seattle University!

Please use this guide to navigate your next steps

If you have any questions, e-mail your Transfer Admissions Counselor  
or [transfer@seattleu.edu](mailto:transfer@seattleu.edu)



# Admitted Transfer Student Next Steps

- The Applicant Status Portal
- View your Status Update / Decision Letter (Merit scholarship details)
- Set up your SU Account (SU e-mail & mySeattleU)
- View your Transfer Credit Evaluation
- Send Final Official Transcripts
- View your Financial Aid Award
- Confirm your Enrollment (Admissions Response Form)
- Pay your Enrollment Deposit (Enrollment Deposit Form)
- Complete your Checklist Items & Prepare to start at SU




## The Applicant Status Portal

<http://admissions.seattleu.edu/apply/status/>

Status Update

An update to your application was last posted April 28, 2022.

[View Update >>](#) 

- After your application has gone through the full review process and there is a decision on file, you will receive an e-mail notifying you to check your **Redhawk Admissions Portal** for an important status update
- Using the credentials you created when you applied to SU, log into your Redhawk Admissions Portal and click '**View Update**' to view your decision letter



## View your Decision Letter

*Your decision letter includes important details about your merit scholarship (if applicable)*

**NOTE: When you view your letter, let the celebratory confetti in the letter fall to the bottom of the screen**

All moments are changing moments, but especially this one. After a careful review of your application for admission by the Admissions Committee, on behalf of the faculty, students, and staff who make up the Seattle University community it is my pleasure to offer you admission for **Fall 2022** to pursue a **Pre-Business Program in the Albers School of Business and Economics**. Congratulations on your admission to Seattle University!

In recognition of your many accomplishments both inside and outside of the classroom, it is my great pleasure to inform you that you have been selected to receive the **Seattle University Academic Achievement Scholarship**. This merit-based award is equal to **\$15,500** divided equally between fall, winter and spring quarters. Your scholarship will be renewed for the years necessary to complete your degree based on your class standing upon enrollment and your continuous, full-time enrollment and meeting the satisfactory academic progress requirements.

At Seattle U, we are uniquely suited to provide you with an education that will empower you to become the person you are meant to be. Our Jesuit intellectual tradition gives us 500 years of wisdom about what it means to live a meaningful life. You will be given a powerful lens for discovering how you can contribute to making the world a better place.

Please note that our offer of admission is contingent upon the successful completion of any coursework that is currently in progress.

In the meantime, please continue to check your [online student portal](#) for enrollment checklist items and next steps to become a Redhawk. You may also contact your admissions counselor via email, at [mstroutsos@seattleu.edu](mailto:mstroutsos@seattleu.edu) if you have any questions. Once again, congratulations on your admission to Seattle University. You and us together, we are made for this moment. I hope you will join us.





## Set up your SU Account

You can set up your **SU account** within your [Redhawk Admissions Portal](#). *Your SU Account gives you immediate access your SU e-mail & mySeattleU.*

### Set up your SU Account



Activate your [SU Account](#) to view financial aid information (awards are typically available two to three weeks after your admission offer) and other important information.

Click on the 'SU Account' hyperlink

- Your **SU e-mail** is the source for all official Seattle University communication, including Financial Aid information. You need to check this e-mail regularly!
- You'll use the website [mySeattleU](#) to view your Transfer Credit Evaluation, Financial Aid Award; pay tuition and housing bills; & more
- [Resetting your SU Account Password](#)

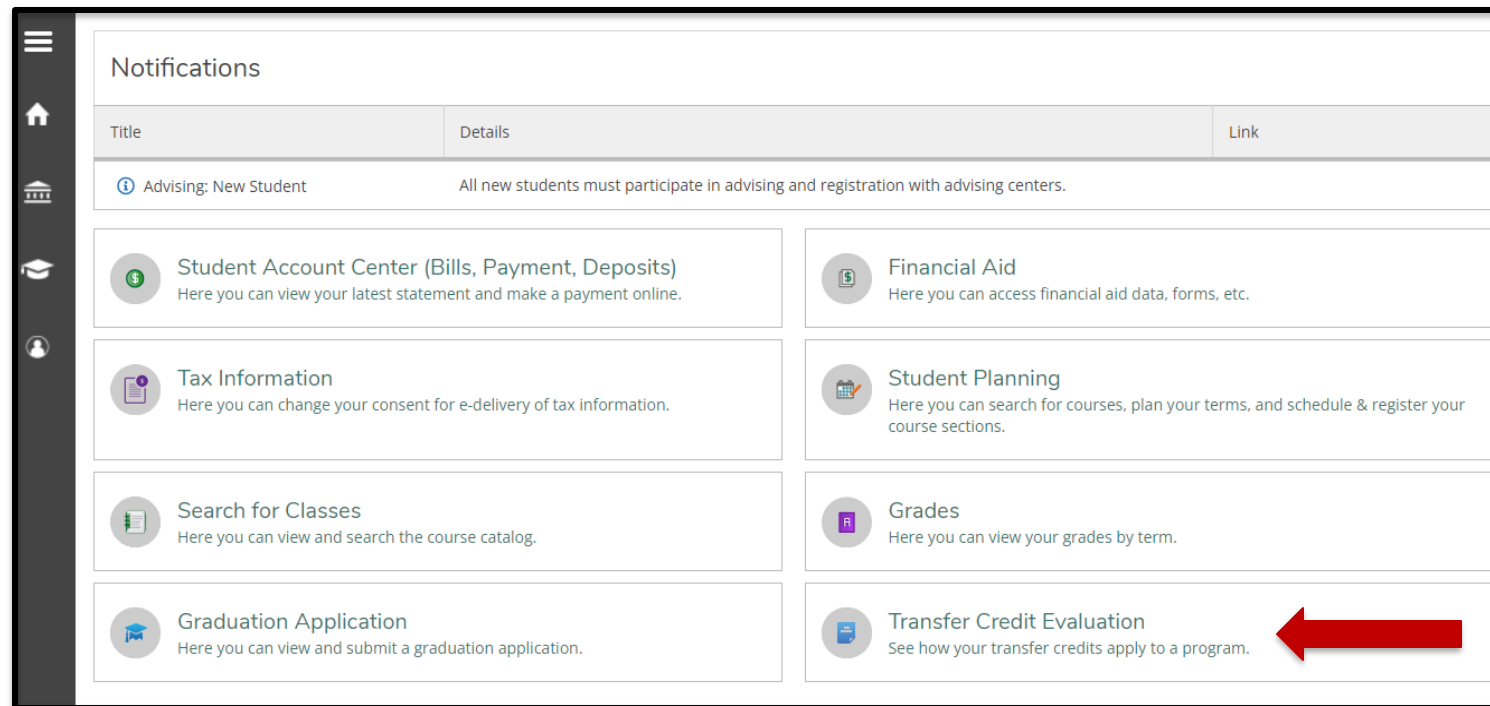


## View your Transfer Credit Evaluation

Use your SU Account credentials to log in to [mySeattleU](#)

- Your **Transfer Credit Evaluation** will show you how your credits transferred to SU and which [UCOR](#) and major requirements have been satisfied
- This report is based on the transcripts you provided us when you applied to SU

Please submit **final official transcripts** and any **official exam scores** once grades are finalized as soon as possible



The screenshot shows the mySeattleU dashboard with a sidebar on the left containing navigation icons for home, building, graduation cap, and user profile. The main content area is titled "Notifications" and contains a table with the following items:

Title	Details	Link
Advising: New Student	All new students must participate in advising and registration with advising centers.	
Student Account Center (Bills, Payment, Deposits)	Here you can view your latest statement and make a payment online.	
Financial Aid	Here you can access financial aid data, forms, etc.	
Tax Information	Here you can change your consent for e-delivery of tax information.	
Student Planning	Here you can search for courses, plan your terms, and schedule & register your course sections.	
Search for Classes	Here you can view and search the course catalog.	
Grades	Here you can view your grades by term.	
Graduation Application	Here you can view and submit a graduation application.	
Transfer Credit Evaluation	See how your transfer credits apply to a program.	

A red arrow points to the "Transfer Credit Evaluation" link in the bottom right corner of the dashboard.



## Send **Final** Official Transcripts

- **FINAL** official transcripts are needed to award credit to courses that may have been in **progress**. These should be sent directly to the Admissions Office by the issuing institution as soon as possible or students will experience a *registration hold*. The mailing address for admissions materials is:

Seattle University  
Admissions Office  
901 12th Ave  
PO Box 222000  
Seattle, WA 98122-1090

- Official electronic transcripts are also accepted and should be sent to [admissions@seattleu.edu](mailto:admissions@seattleu.edu) by the issuing institution
- [Order transcripts through Parchment](#)
- [Order transcripts through the National Student Clearinghouse](#)





## View your Financial Aid Award

Use your SU Account credentials to log in to [mySeattleU](#)

- Awards are typically available 2-3 weeks after your admission offer
- How to View Your Financial Aid Award Video: <https://www.youtube.com/watch?v=RaI862hKkE8>
- Make sure you added Seattle University to your FAFSA / WASFA application for the correct academic year, **School Code: 003790**
- If you have not submitted your FAFSA / WASFA application, you may still be able to apply for available aid (the priority deadline is February 1st): <https://www.seattleu.edu/financial-aid/>
- Schedule an appointment with your Financial Aid Counselor (assigned by last name) to better understand your award: <https://www.seattleu.edu/sfs/contact-us/>

Questions? Contact Student Financial Services:

[financialservices@seattleu.edu](mailto:financialservices@seattleu.edu) | (206) 220 - 8020



## Confirm Your Enrollment

- Complete the **Admission Response Form** by your deadline found in your [Redhawk Admissions Portal](#)
- Please let us know if you need an extension
- If you are interested in changing your start term, contact your Transfer Admissions Counselor to see if this is a possibility\*

*\*If approved, your application will go through the review process again. Your merit scholarship amount could be different than what you were originally awarded when you were admitted. We will need updated transcripts if you take any additional courses*

Admit Admissions

### Admit Checklist

Status	Details	Date
✘. Awaiting	<a href="#">Confirm Your Enrollment to SU</a>	

### Forms

Required	<a href="#">Admission Response Form</a>	
----------	---	--

This form response is due on June 10, 2022.

Do you accept your offer of admission?

YES, I accept my offer of admission.

NO, I decline my offer of admission.

Submit

Cancel



## Pay your Enrollment Deposit

***NOTE: Required for Fall Quarter start ONLY***

- We are excited to welcome you to the SU community!
- Students attending Seattle University in *Summer, Winter or Spring Quarter* are **not required** to pay an enrollment deposit
- To officially confirm your enrollment for *Fall Quarter*, you need to pay a **\$200 enrollment deposit**, which you can do by completing an **Enrollment Deposit Form**
- This amount is an early payment that goes directly towards paying your tuition



## Complete your Enrollment Deposit Form

*This form is located in your [Student Application Portal](#)*

Forms

✓. 05/21/2022	Admission Response Form	<a href="#">Display</a>
Required	<a href="#">Pay Your Enrollment Deposit</a>	



### Confirm Your Enrollment

### Transfer Students

**Fall Quarter Students**  
An enrolment deposit of non-refundable \$200 is required of all enrolling new transfer students for Fall Quarter admission. Your deadline to submit your confirmation deposit is **June 10, 2022**.

Enrollment Deposit Due:

Amount Due	\$200.00
Transaction Fee	\$5.02
Total	\$205.02

Method

Credit Card / Debit Card  
 Checking Account

Number

<input type="text"/>	Card number	MM / YY	CVC
----------------------	-------------	---------	-----

Account First Name

Account Last Name

**Submit**





## Redhawk Admissions Portal Checklist Items

*You will now see additional checklist items to complete in your portal*

- When in your Redhawk Admissions Portal, click on the "Orientation: Redhawk Next Steps" to view additional items that need to be completed
- Scroll down the page, there are multiple checklists: **Redhawk Essentials**, **Engage Academically**, and **Admissions**
- Please review **all three tabs** for checklist items to complete

NOTE: If you are an international student, you will also have an **International Checklist**

### Status Update

An update to your application was last posted April 20, 2022.

[View Update >>](#)

[Redhawk Essentials](#) [Engage Academically](#) [Admissions](#)

### Redhawk Essentials Checklist

As a new student, you will need to ensure that we have received each of these required items below. *Please note that tasks completed within the last 24-48 hours may not be reflected here.*

### International Checklist

F-1 International students, the following materials are needed before we can issue you an I-20 document. You may use the "upload materials" to directly submit these documents to us, or email us at [international@seattleu.edu](mailto:international@seattleu.edu).

Status	Details	Date
✗. Awaiting	<a href="#">SEVIS Status Form - Please click here to submit</a>	
✗. Awaiting	<a href="#">Bank Letter verifying proper amount required.</a>	
✓. Received	Copy/scan of newest or current F or J visa stamp valid (once arrived in US).	05/08/2022
✓. Received	Copy/scan of passport information page.	05/08/2022
✗. Awaiting	<a href="#">Declaration of Finances required.</a>	
✓. Received	<a href="#">International Student Information Form Required (once arrived in US).</a>	05/08/2022

## Redhawk Essentials Checklist

- Click on the checklist items and follow the instructions
- Students *under the age of 21* are required to complete a **Housing Plan** (some exceptions apply)
- Students *21 years or older* will not see this checklist item, but can still apply for housing
- **Transfer Student Housing** website: <https://www.seattleu.edu/housing/applying-for-housing/transfer-students/>

### Status Update

An update to your application was last posted April 28, 2022.

[View Update >>](#)

[Redhawk Essentials](#) [Engage Academically](#) [Admissions](#)

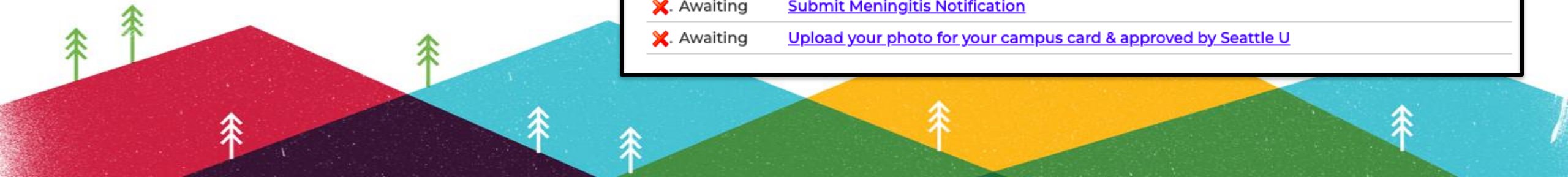
### Redhawk Essentials Checklist

As a new student, you will need to ensure that we have received each of these required items below. *Please note that tasks completed within the last **24-48 hours** may not be reflected here.*

*Immunization records may take up to two weeks to be processed and approved. Thank you for your patience during this time.*

For more information about these checklist items, please see the [Transfer Orientation website](#).. If you have questions or concerns, please contact the [Admissions Office](#).

Status	Details	Date
✘. Awaiting	<a href="#">Complete Housing Plan</a>	
✘. Awaiting	<a href="#">Submit Immunization Records &amp; Approved by Health Center</a>	
✘. Awaiting	<a href="#">Submit Meningitis Notification</a>	
✘. Awaiting	<a href="#">Upload your photo for your campus card &amp; approved by Seattle U</a>	



## Engage Academically Checklist

- The **Course Preferences** form is designed to collect information that will be used by your academic advisor to help create your class schedule. You will go over this information with your advisor at your academic advising appointment
- We recommend scheduling an appointment with your assigned academic advisor **as soon as you are able!**

### Status Update

An update to your application was last posted April 28, 2022.

[View Update >>](#)

[Redhawk Essentials](#) [Engage Academically](#) [Admissions](#)

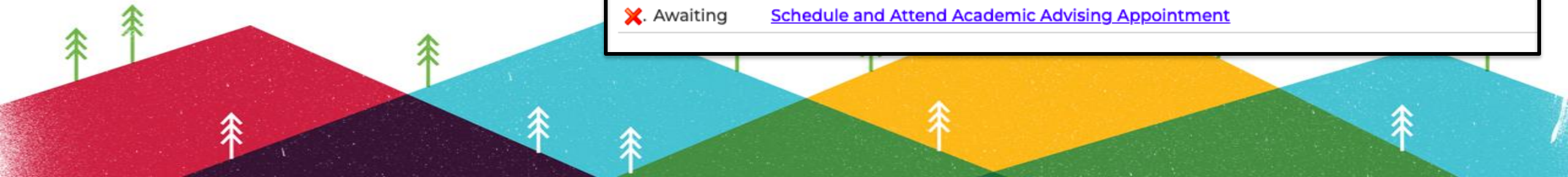
### Engage Academically Checklist

As a new student, you will need to ensure that we have received each of these required items below. *Please note that tasks completed within the last **24-48 hours** may not be reflected here.*

*Immunization records may take up to two weeks to be processed and approved. Thank you for your patience during this time.*

For more information about these checklist items, please see the [Transfer Orientation website](#).. If you have questions or concerns, please contact the [Admissions Office](#).

Status	Details	Date
✘. Awaiting	<a href="#">Complete the Course Preferences form</a>	
✘. Awaiting	<a href="#">Schedule and Attend Academic Advising Appointment</a>	



## What Now?

*Prepare to have a successful start at SU!*

- Continue to work on completing your checklist items in the Redhawk Admissions Portal
- Check your SU e-mail *and* your personal e-mail regularly for important updates
- Engage with New Student Orientation: <https://www.seattleu.edu/orientation/transfers/>
- Apply for additional scholarships: <https://www.seattleu.edu/persistence/scholarships/>
- Set up accommodations if needed: <https://www.seattleu.edu/disability-services/>
- Connect with offices and resources on campus: <https://www.seattleu.edu/student-life/>
- Student Quicklinks: <https://www.seattleu.edu/quicklinks>
- Reach out to your Transfer Admissions Counselor for support





**Congrats Future Redhawk!**

